

# GLOSSWOOD®



Concave Profile in Spotted Gum Matte

## FORM SERIES

Prefinished Natural Timber Lining Boards for Walls & Ceilings

**GLOSSWOOD®**

# FORM SERIES

Achieve an architectural look with the beautiful contoured shape of the Form Series.



Round Profile in raw painted custom colour

- + NATURAL TIMBER
- + PREFINISHED
- + EASY TO INSTALL
- + CURVED PROFILES
- + LIGHTWEIGHT

**PREFINISHED** Choose from a range of Matte and Satin colours, and install with no sanding or painting required.

**EASY-TO-INSTALL** The Form Series has a V-joint tongue-and-groove profile allowing for quick installation. The Form Series is available in 2400mm lengths.

#### **NATURAL TIMBER**

The boards are made from a sustainable, lightweight hardwood called Paulownia. It is plantation grown and renowned for its beautiful woodgrain. The timber has natural properties that help protect against termites and is dimensionally stable.

The Round profile  
creates a batten-like  
effect and has a  
beautiful shadow-line.




# Colours

---

## SATIN FINISH



Spotted Gum



Tasmanian Oak



Clear Ash



Blackbutt


**NOTE:**  
Please speak to the Glosswood team in regards to the availability of other Satin colours in the Form Series range.

---

## MATTE FINISH




Raw



Smoke




Grey Mist



Spotted Gum




Teak




Cedar



Merbau



Jarrah



Possum



Charcoal

---

# Dimensions and Coverage

## FORM SERIES

**Concave:** 91mm wide x 25mm thick x 2.4m length  
(81mm cover)

**Round:** 135mm wide x 25mm thick x 2.4m length  
(130mm cover)

---

**NOTE:** The printed colours on this brochure may vary to the actual timber colours.

**NOTE:** Comprehensive installation instructions for Lining Boards are provided in each pack.

For full information on profiles and dimensions go to:

**[www.glosswood.com.au](http://www.glosswood.com.au)** or call the Glosswood team on **1300 882 064**